PUMPKIN CARVING STENCIL

Airplane Jack-o'-Lantern · Free Printable

Print at 100% / Actual Size (A4). Black areas = cut out. Grey lines = guide only.

Tape to your pumpkin, poke holes along the outlines, then carve the black shapes.

myimagine.space

PUMPKIN CARVING STENCIL

Tractor Jack-o'-Lantern · Free Printable

Print at 100% / Actual Size (A4). Black areas = cut out. Grey lines = guide only.

Tape to your pumpkin, poke holes along the outlines, then carve the black shapes.

myimagine.space

PUMPKIN CARVING STENCIL

Crown Jack-o'-Lantern · Free Printable

Print at 100% / Actual Size (A4). Black areas = cut out. Grey lines = guide only.

Tape to your pumpkin, poke holes along the outlines, then carve the black shapes.

myimagine.space

PUMPKIN CARVING STENCIL

Daisy Jack-o'-Lantern · Free Printable



Print at 100% / Actual Size (A4). Black areas = cut out. Grey lines = guide only.

Tape to your pumpkin, poke holes along the outlines, then carve the black shapes.

myimagine.space

PUMPKIN CARVING STENCIL

Beer Glass Jack-o'-Lantern · Free Printable

Print at 100% / Actual Size (A4). Black areas = cut out. Grey lines = guide only.

Tape to your pumpkin, poke holes along the outlines, then carve the black shapes.

myimagine.space

PUMPKIN CARVING STENCIL

Rocket Jack-o'-Lantern · Free Printable

Print at 100% / Actual Size (A4). Black areas = cut out. Grey lines = guide only.

Tape to your pumpkin, poke holes along the outlines, then carve the black shapes.

myimagine.space

PUMPKIN CARVING STENCIL

Pine Tree Jack-o'-Lantern · Free Printable

Print at 100% / Actual Size (A4). Black areas = cut out. Grey lines = guide only.

Tape to your pumpkin, poke holes along the outlines, then carve the black shapes.

myimagine.space

PUMPKIN CARVING STENCIL

Heart Jack-o'-Lantern · Free Printable

Print at 100% / Actual Size (A4). Black areas = cut out. Grey lines = guide only.

Tape to your pumpkin, poke holes along the outlines, then carve the black shapes.

myimagine.space

PUMPKIN CARVING STENCIL

Snowflake Jack-o'-Lantern · Free Printable

Print at 100% / Actual Size (A4). Black areas = cut out. Grey lines = guide only.

Tape to your pumpkin, poke holes along the outlines, then carve the black shapes.

myimagine.space

PUMPKIN CARVING STENCIL

Butterfly Jack-o'-Lantern · Free Printable

Print at 100% / Actual Size (A4). Black areas = cut out. Grey lines = guide only.

Tape to your pumpkin, poke holes along the outlines, then carve the black shapes.

myimagine.space

PUMPKIN CARVING STENCIL

Lightning Bolt Jack-o'-Lantern · Free Printable

Print at 100% / Actual Size (A4). Black areas = cut out. Grey lines = guide only.

Tape to your pumpkin, poke holes along the outlines, then carve the black shapes.

myimagine.space

PUMPKIN CARVING STENCIL

Fish Jack-o'-Lantern · Free Printable



Print at 100% / Actual Size (A4). Black areas = cut out. Grey lines = guide only.

Tape to your pumpkin, poke holes along the outlines, then carve the black shapes.

myimagine.space

PUMPKIN CARVING STENCIL

Palm Tree Jack-o'-Lantern · Free Printable

Print at 100% / Actual Size (A4). Black areas = cut out. Grey lines = guide only.

Tape to your pumpkin, poke holes along the outlines, then carve the black shapes.

myimagine.space

PUMPKIN CARVING STENCIL

Sun Jack-o'-Lantern · Free Printable

Print at 100% / Actual Size (A4). Black areas = cut out. Grey lines = guide only.

Tape to your pumpkin, poke holes along the outlines, then carve the black shapes.

myimagine.space

PUMPKIN CARVING STENCIL

Mountains Jack-o'-Lantern · Free Printable

Print at 100% / Actual Size (A4). Black areas = cut out. Grey lines = guide only.

Tape to your pumpkin, poke holes along the outlines, then carve the black shapes.

myimagine.space

PUMPKIN CARVING STENCIL

Sailboat Jack-o'-Lantern · Free Printable

Print at 100% / Actual Size (A4). Black areas = cut out. Grey lines = guide only.

Tape to your pumpkin, poke holes along the outlines, then carve the black shapes.

myimagine.space

PUMPKIN CARVING STENCIL

Mushroom Jack-o'-Lantern · Free Printable



Print at 100% / Actual Size (A4). Black areas = cut out. Grey lines = guide only.

Tape to your pumpkin, poke holes along the outlines, then carve the black shapes.

myimagine.space

PUMPKIN CARVING STENCIL

Cactus Jack-o'-Lantern · Free Printable

Print at 100% / Actual Size (A4). Black areas = cut out. Grey lines = guide only.

Tape to your pumpkin, poke holes along the outlines, then carve the black shapes.

myimagine.space

PUMPKIN CARVING STENCIL

Tulip Jack-o'-Lantern · Free Printable

Print at 100% / Actual Size (A4). Black areas = cut out. Grey lines = guide only.

Tape to your pumpkin, poke holes along the outlines, then carve the black shapes.

myimagine.space

PUMPKIN CARVING STENCIL

Candle Jack-o'-Lantern · Free Printable



Print at 100% / Actual Size (A4). Black areas = cut out. Grey lines = guide only.

Tape to your pumpkin, poke holes along the outlines, then carve the black shapes.

myimagine.space

PUMPKIN CARVING STENCIL

Magic Wand Jack-o'-Lantern · Free Printable

Print at 100% / Actual Size (A4). Black areas = cut out. Grey lines = guide only.

Tape to your pumpkin, poke holes along the outlines, then carve the black shapes.

myimagine.space

PUMPKIN CARVING STENCIL

Throwing Star Jack-o'-Lantern · Free Printable

Print at 100% / Actual Size (A4). Black areas = cut out. Grey lines = guide only.

Tape to your pumpkin, poke holes along the outlines, then carve the black shapes.

myimagine.space

PUMPKIN CARVING STENCIL

Cowboy Hat Jack-o'-Lantern · Free Printable

Print at 100% / Actual Size (A4). Black areas = cut out. Grey lines = guide only.

Tape to your pumpkin, poke holes along the outlines, then carve the black shapes.

myimagine.space

PUMPKIN CARVING STENCIL

Wedding Cake Jack-o'-Lantern · Free Printable



Print at 100% / Actual Size (A4). Black areas = cut out. Grey lines = guide only.

Tape to your pumpkin, poke holes along the outlines, then carve the black shapes.

myimagine.space

PUMPKIN CARVING STENCIL

Wizard Jack-o'-Lantern · Free Printable

Print at 100% / Actual Size (A4). Black areas = cut out. Grey lines = guide only.

Tape to your pumpkin, poke holes along the outlines, then carve the black shapes.

myimagine.space

PUMPKIN CARVING STENCIL

Snowman Jack-o'-Lantern · Free Printable

Print at 100% / Actual Size (A4). Black areas = cut out. Grey lines = guide only.

Tape to your pumpkin, poke holes along the outlines, then carve the black shapes.

myimagine.space